




Interpret Pictograms (1-1)

3a. Tick the statements that are correct.

 = 1 flower

Flower	
Rose	
Tulip	
Orchid	

A. The least popular flower was the rose.

B. Two more people chose tulip than orchid.


C. 35 people were asked in total.






VF

Interpret Pictograms (1-1)

3b. Tick the statements that are correct.

 = 1 pet

Pets	
Rabbit	
Dog	
Cat	

A. 7 more children had a cat than had a rabbit.

B. 24 children said they had a dog or a cat.





C. Rabbit was the least popular.



VF

4a. Sally recorded the sea creatures she saw at a sea life centre.

 = 1 creature

Creature	
Lobster	
Starfish	
Octopus	
Turtle	

Answer the questions using Sally's pictogram.

A. Which creature was the most common?

B. How many starfish were there?





C. How many more turtles were there than lobsters?



VF

4b. Zac recorded the favourite flavours of ice-cream for the children in his class.

 = 1 ice-cream

Flavour	
Vanilla	
Cookie	
Toffee	
Mint	

Answer the questions using Zac's pictogram.

A. Which flavour was the least popular?

B. How many chose toffee as their favourite?

C. How many children were asked altogether?



VF